

# Installation manual

## ARKANSAS 2

Width 420 x Depth 520 cm

•

Log thickness 70 mm



The producer shall have the right to make technical changes to the product • Technische Änderungen vorbehalten • Le producteur réserve le droit d'effectuer des modifications techniques au produit • Il produttore mantiene il diritto di apportare modifiche tecniche al prodotto • Reservado el derecho a modificaciones técnicas • Produsent forbeholder seg retten til å endre tekniske egenskaper ved produktet • Alle rechten en technische wijzigingen voorbehouden • Výrobce si vyhrazuje právo na technické změny výrobku • Valmistaja pidättää oikeuden tehdä tuotteeseen teknisiä muutoksia • Tillverkaren har rätt att utföra tekniska förändringar för produkten

## 1 General information



**Dear client,**

We are glad that you have decided in favour of our garden house!

**Please read the assembly manual carefully before proceeding with the house installation!** You will thus avoid problems and will not waste time.

### **Recommendations:**

- Keep the house package until its complete assembly in a dry place, but not in direct contact with the ground, protected from weather conditions (moisture, the sun, etc.). Do not keep the house package in a heated room!
- When selecting the garden house location, make sure that the house will not be subjected to extreme weather conditions (areas of strong snowfall or winds); otherwise you should attach the house (for instance, with anchors) to the subsoil.



### **Warranty**

Your house is made from high quality fir and delivered in the natural (unprocessed) form. If, despite our thorough inspection, you should have complaints, please submit the filled out control sheet and purchase invoice to the product seller.

**ATTENTION: Please be sure to keep the documentation accompanying the house package! The control sheet includes the control number of the house. We can only review complaints if you submit the control number of the house to the seller!**

The warranty does not cover:

- Peculiarities of wood as a natural material
- Wooden details already painted (processed with a wood preservative)
- Wooden details containing whole branches that do not endanger the stability of the house
- Colour tone variations caused by wood structure differences that do not influence wood lifetime
- Wooden details containing (caused by drying) small cracks/gaps that do not pass through and do not influence the structure of the house
- Twisted wooden details if they can nevertheless be installed
- Roof and floor boards that may have on their concealed surfaces some non-planed areas, colour differences and waning
- Complaints resulting from an incompetent manner of the installation of the house or the house subsiding due to an incompetently made foundation
- Complaints caused by introducing self-initiative changes to the house, such as the deformation of wooden details and doors/windows due to an incompetent manner of wood processing; the attachment of storm braces too rigidly, doorframes being screwed onto wall logs, etc.

**The complaints covered by the warranty are satisfied to the extent of replacing the deficient/faulty material. All other demands will be excluded!**



## Garden house painting and maintenance

Wood is a natural material, growing and adapting depending on weather conditions. Large and small cracks, colour tone differences and changes, as well as a changing structure of wood are not errors, but a result of wood growing and a peculiarity of wood as a natural material.

Unprocessed wood (except for foundation joists) becomes greyish after having been left untouched for a while, and can be turn blue and become mouldy. To protect the wooden details of your garden house, you must immediately process them with a wood preservative.

We recommend that you cover the floor boards in advance with a colourless wood impregnation agent, especially the bottom sides of the boards, to which you will no longer have access when the house is assembled. Only this will prevent moisture penetration.

We definitely recommend that you also process the doors and windows with a wood impregnation agent, and do that namely both inside and outside! Otherwise the doors and windows can become twisted.

After the house assembly is completed, we recommend for the conclusive finishing a weather protection paint that will protect wood from moisture and UV radiation.

When painting, use high quality tools and paints, follow the paint application manual and manufacturer's safety and usage instructions. Never paint a surface in strong sunlight or rainy weather. Consult a specialist regarding paints suitable for unprocessed softwood and follow the paint manufacturer's instructions.

Having been properly painted, your garden house's lifetime will increase substantially. We recommend that you inspect the house thoroughly once every six months.

## 2 Preparation for assembly

### Tools and preparation of components

To assemble the garden house, you will need the following tools:



assembly aid



ladder



hammer



water-level



screwdriver



saw



knife



measuring tape



pliers

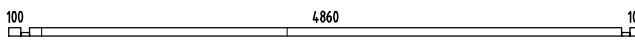
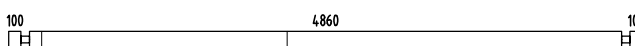




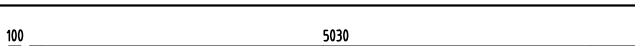














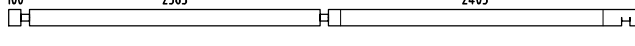


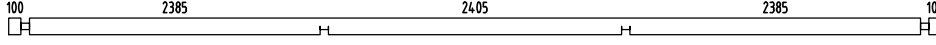


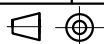
drill












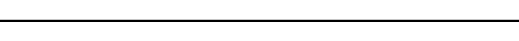









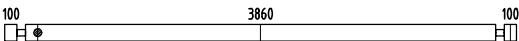
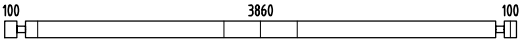
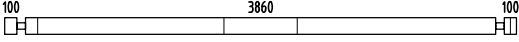
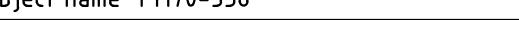
**ADVICE:** To avoid splinters, we recommend that you wear the corresponding protective gloves during the assembly process.

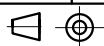


**We wish you total success with the garden house installation and much joy with this house for many years to come!**

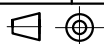
Pos	SPECIFICATION-STÜCKLISTE-NOMENCLATURE-ELEMENTI-ESPECIFICACIÓN PM70-358	Pcs	Profile (mm)	Length (mm)
001		1	70x68	5200
002		4	70x135	5200
003		8	70x135	5200
004		4	70x135	5200
005		1	70x135	7655
006		1	70x135	7655
007		1	70x135	5200
018		1	70x68	590
019		1	70x68	2950
020		1	70x135	590
021		1	70x135	2950
022		11	70x135	590
023		1	70x135	2950
024		7	70x135	550
025		10	70x135	590
026		6	70x135	550
027		3	70x135	590
028		3	70x135	590
029		1	70x135	5200
030		1	70x135	7655
031		1	70x135	7655
032		1	70x135	5200
033		1	70x135	7655
034		1	70x135	7655
035		1	70x135	7500





























Pos	SPECIFICATION-STÜCKLISTE-NOMENCLATURE-ELEMENTI-ESPECIFICACIÓN PM70-358	Pcs	Profile (mm)	Length (mm)
036		1	70x135	7500
037		1	70x68	7500
038		1	70x135	4200
039		1	70x135	4200
040		1	70x135	4200
041		3	70x135	1195
042		3	70x135	1195
043		6	70x135	1195
044		6	70x135	1195
045		3	70x135	1195
046		3	70x135	1195
047		1	70x135	4200
048		1	70x135	4200
049		1	70x135	6655
050		2	70x135	4200
051		1	70x135	4200
052		1	70x135	4200
053		1	70x135	4200
054		1	70x135	4200
055		1	70x68	4200
056		1	70x135	2725
057		4	70x135	4200
058		1	70x135	4200
059		7	70x135	4200
060		4	70x135	4200





Pos	SPECIFICATION-STÜCKLISTE-NOMENCLATURE-ELEMENTI-ESPECIFICACIÓN PM70-358	Pcs	Profile (mm)	Length (mm)
061		1	70x135	7500
062		1	70x135	7500
063		1	70x68	7500
W1-1		1		
W2-1		1		
AR5	Foundation- Fundament- Fondation- Fondazione- Vigas de cimentación 	2	80x60	3718
AR4	Foundation- Fundament- Fondation- Fondazione- Vigas de cimentación 	2	80x60	4955
AR2	Foundation- Fundament- Fondation- Fondazione- Vigas de cimentación 	15	80x60	3820
AR3	Foundation- Fundament- Fondation- Fondazione- Vigas de cimentación 	2	80x60	2480
AR1	Foundation- Fundament- Fondation- Fondazione- Vigas de cimentación 	15	80x60	2425
BM1	Beam- Balken- Poutre- Trave- Viga 	1	140x240	7500
Pst4	Post- Pfosten- Poteau- Montante- Poste 	2	160x160	2135
Pst1	Post- Pfosten- Poteau- Montante- Poste 	2	160x160	2075
Pst2	Post- Pfosten- Poteau- Montante- Poste 	1	160x160	2075
Pst3	Post- Pfosten- Poteau- Montante- Poste 	1	160x160	2075
Pst5	Post- Pfosten- Poteau- Montante- Poste 	1	120x120	970
Rai2	Railing board- Geländer- Barre de rambarde- Tavola di ringhiera- Tabla de barandilla 	2	120x120	840
Rai1	Railing board- Geländer- Barre de rambarde- Tavola di ringhiera- Tabla de barandilla 	85	120x28	700
Rai11	Railing board- Geländer- Barre de rambarde- Tavola di ringhiera- Tabla de barandilla 	1	90x90	3770
Rai12	Railing board- Geländer- Barre de rambarde- Tavola di ringhiera- Tabla de barandilla 	1	90x90	3770
Rai10	Railing board- Geländer- Barre de rambarde- Tavola di ringhiera- Tabla de barandilla 	1	90x90	2295



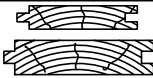
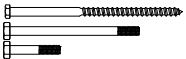



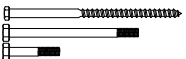
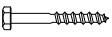

Pos	SPECIFICATION-STÜCKLISTE-NOMENCLATURE-ELEMENTI-ESPECIFICACIÓN PM70-358	Pcs	Profile (mm)	Length (mm)
Rai7A	Railing board- Geländer- Barre de rambarde- Tavola di ringhiera- Tabla de barandilla 	2	90x90	2295
Rai7B	Railing board- Geländer- Barre de rambarde- Tavola di ringhiera- Tabla de barandilla 	1	90x90	2295
Rai4	Railing board- Geländer- Barre de rambarde- Tavola di ringhiera- Tabla de barandilla 	2	90x90	2295
Rai6	Railing board- Geländer- Barre de rambarde- Tavola di ringhiera- Tabla de barandilla 	2	90x90	2135
Rai8	Railing board- Geländer- Barre de rambarde- Tavola di ringhiera- Tabla de barandilla 	2	90x90	2135
Rai9	Railing board- Geländer- Barre de rambarde- Tavola di ringhiera- Tabla de barandilla 	1	44x140	3770
Rai5	Railing board- Geländer- Barre de rambarde- Tavola di ringhiera- Tabla de barandilla 	2	44x140	2340
Rai3	Railing board- Geländer- Barre de rambarde- Tavola di ringhiera- Tabla de barandilla 	3	44x140	2295
RoR1	Rafter- Sparre- Chevron- Trave- Cabrio 	32	44x195	4445
RoR2	Rafter- Sparre- Chevron- Trave- Cabrio 	2	44x195	4000
TP1	Tender post- Tenderleiste- T-poste- Rinforzo- Refuerzo 	2	32x40	2040
TP3	Tender post- Tenderleiste- T-poste- Rinforzo- Refuerzo 	2	32x40	1700
TP2	Tender post- Tenderleiste- T-poste- Rinforzo- Refuerzo 	2	32x40	1560
FB3-1	Floor board- Fussbodenbrett- Madrier du plancher - Tavola pavimento- Tabla de suelo 	34	114x28	4854
TB2-1	Terrace board- Terrassenbrett- Madrier de terrace- Tavola terrazzo- Tabla de terraza 	20	120x28	4310
TB2-2	Terrace board- Terrassenbrett- Madrier de terrace- Tavola terrazzo- Tabla de terraza 	6	120x28	3900
TB2-3	Terrace board- Terrassenbrett- Madrier de terrace- Tavola terrazzo- Tabla de terraza 	20	120x28	3125
TB2-4	Terrace board- Terrassenbrett- Madrier de terrace- Tavola terrazzo- Tabla de terraza 	32	120x28	2445
RB2-1	Roof board- Dachbrett- Madrier du toit- Tavola tetto- Tabla de tejado 	50	89x19	4410
RB2-2	Roof board- Dachbrett- Madrier du toit- Tavola tetto- Tabla de tejado 	50	89x19	3860
RB2-3	Roof board- Dachbrett- Madrier du toit- Tavola tetto- Tabla de tejado 	50	89x19	3640
RB2-4	Roof board- Dachbrett- Madrier du toit- Tavola tetto- Tabla de tejado 	50	89x19	3090
FIB3-1	Floor beading- Fussbodenleiste- Baguette du plancher- Listello pavimento- Listón de suelo 		19x45	17.42
Dia-1	Diamond- Deckbrett- Madrier- Tavola di copertura- Rombo 	2	19x140	300
EaE4-1	Eave edging- Dachrandbrett- Madrier en bordure du toit- Tavola bordo tetto- Tabla de valadizo 	2	19x70	3640
EaE4-2	Eave edging- Dachrandbrett- Madrier en bordure du toit- Tavola bordo tetto- Tabla de valadizo 	2	19x70	3860

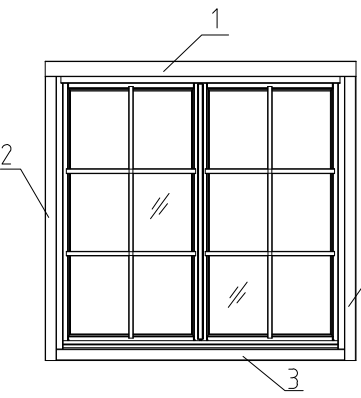
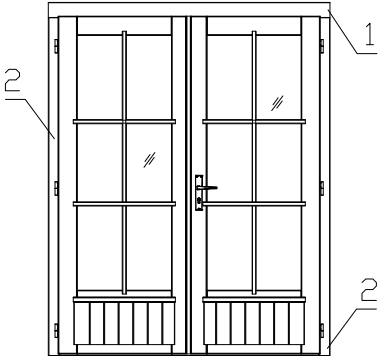



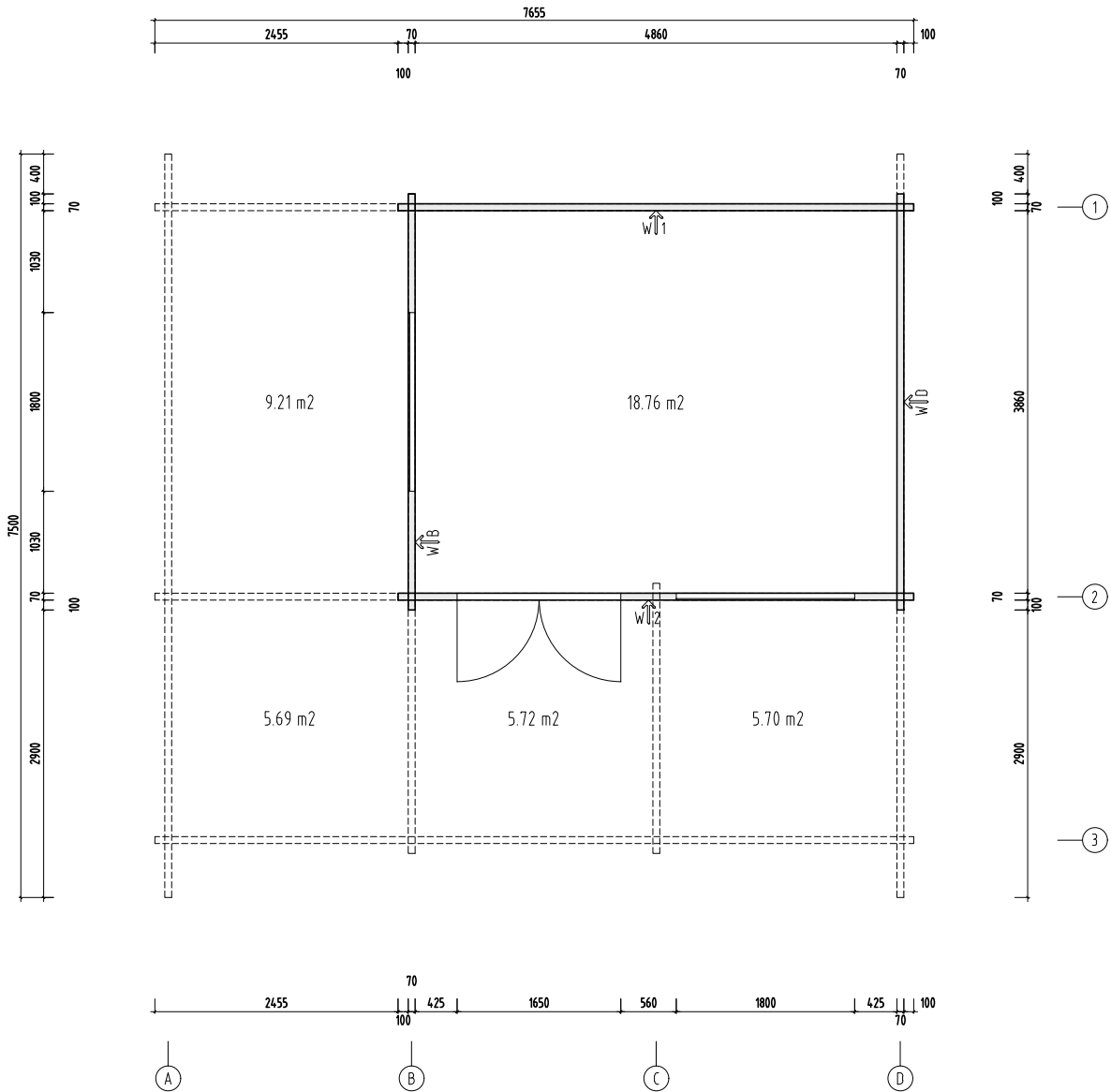
Pos	SPECIFICATION-STÜCKLISTE-NOMENCLATURE-ELEMENTI-ESPECIFICACIÓN PM70-358	Pcs	Profile (mm)	Length (mm)
EaE5-1	Eave edging- Dachrandbrett- Madrier en bordure du toit- Tavola bordo tetto- Tabla de valadizo	2	19x95	2770
EaE5-2	Eave edging- Dachrandbrett- Madrier en bordure du toit- Tavola bordo tetto- Tabla de valadizo	2	19x95	3640
EaE5-3	Eave edging- Dachrandbrett- Madrier en bordure du toit- Tavola bordo tetto- Tabla de valadizo	2	19x95	3860
EaE5-4	Eave edging- Dachrandbrett- Madrier en bordure du toit- Tavola bordo tetto- Tabla de valadizo	2	19x95	4730
FaB7-1	Facia board- Giebelblende- Écran frontal- Schermo frontone- Tabla de facia	8	19x120	4600
FaB8-1	Facia board- Giebelblende- Écran frontal- Schermo frontone- Tabla de facia	4	19x140	4600
WB2-1	Wind brace- Windbrett- Madrier contre le vent- Tavola vento- Tabla contra el viento 19x95	4	19x95	4600
StS1	Stabilizing stick- Stabilisierungsstock- Baton équilibrant- Bastone stabilizzatore- Palo estabilizador	86	16x16	380
StS2	Stabilizing stick- Stabilisierungsstock- Baton équilibrant- Bastone stabilizzatore- Palo estabilizador	4	16x16	310
StS3	Stabilizing stick- Stabilisierungsstock- Baton équilibrant- Bastone stabilizzatore- Palo estabilizador	1	16x16	290
Fim	-Fixing kit- Befestigungsset- Moyens de fixation- Materiale di fissaggio- Kit de fijación	1	USE	
QLP16	Adjustment bolt - Senkbolzen - Boulon de réglage - Bullone di regolamento- Perno de ajuste	1	Pst5	
QLP30	Adjustment bolt - Senkbolzen - Boulon de réglage - Bullone di regolamento- Perno de ajuste M30	8	Pstx	
QKSKR 8x80Zn	Bolt -Schloss-schraube -Boulon- Bullone- Perno- 8x80mm KSKR	40	Rai 6,4,10,11	
QKSKR1 2x200Zn	Bolt -Schloss-schraube -Boulon- Bullone- Perno- 12x200mm KSKR	8	Rai 2	
QKSKR1 2x240Zn	Bolt -Schloss-schraube -Boulon- Bullone- Perno- 12x240mm KSKR	32	Pstx+Rai	
QKSP01 2x180Zn	Bolt -Schloss-schraube -Boulon- Bullone- Perno- M12x180mm KSPO	4		
QKSP01 2x70Zn	Bolt -Schloss-schraube -Boulon- Bullone- Perno- M12x70mm KSPO	24		
QPlas tikka te85mm	Covering cap - Abdeckkappe - Couvercle - Copertura- Cubierta	4	002,020,039,058	
QUlli nkKULD	Door fittings- Türbeschlag- Ferrure- Ferramenta porta- Manilla (puerta)-	1	TU70-65R	
Qauguk ate30mm	Hole plug- Abdeckkappe- Cache-vis- Tappi in legno- Embellecedor- Qaugukate30mm	40	Pstx	
QSarika vinkel1	Joining detail- Verbindungsteil- Détail de connection- Dettaglio di collegamento- Detalle de juntura- QSarikavinkel1	16	RoR1	
QNU40 40100	L-iron- Winkel- Angle -Angolo- Angulo 40x40x100	30	RoR1+RoR2	
QNU40 4040	L-iron- Winkel- Angle -Angolo- Angulo 40x40x40	13	ARx	
QNA1 4x40M	Nail- Nagel- Clou- Chiodo- Clavo- 1.4x40mm	80	FIB3-1	





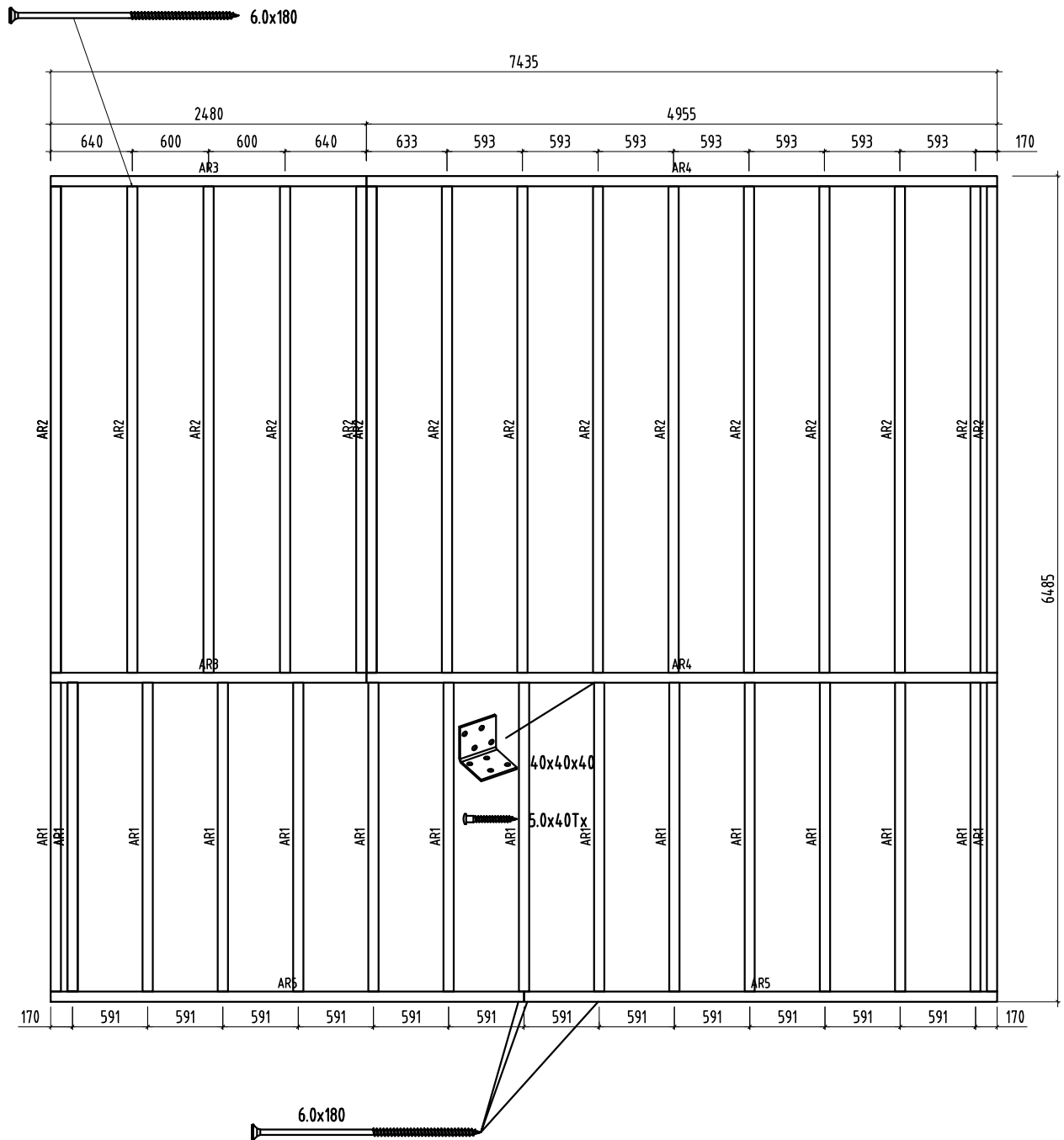


Pos	SPECIFICATION-STÜCKLISTE-NOMENCLATURE-ELEMENTI-ESPECIFICACIÓN PM70-358	Pcs	Profile (mm)	Length (mm)
QNA3 x70ZN	Nail- Nagel- Clou- Chiodo- Clavo- 3x70mm	2400		
QMU10	Nut- Schraubenmutter- Écrou- Dado- Tuerca- M10mm	4	035 061	
QMU12	Nut- Schraubenmutter- Écrou- Dado- Tuerca- M12mm	30		
QSLi ugur	Rafter slider- Schieber- Lugeur- Scivolo- Corredera	50	RoR1	
QKR4_2 x65Torx	Screw- Schraube- Vis- Vite- Tornillo- 4.2x65mm	1200		
QKR4 5x50ZN	Screw- Schraube- Vis- Vite- Tornillo- 4.5x50mm	520	TU70-65; TA70-62; EaE4-1;FaB7-1;WiB2-1	
QKR4 5x70ZN	Screw- Schraube- Vis- Vite- Tornillo- 4.5x70mm	20	001,018,019	
QKR5x 40TXZN	Screw- Schraube- Vis- Vite- Tornillo- 5x40mm	1100		
QKR5 x90ZN	Screw- Schraube- Vis- Vite- Tornillo- 5x90mm	4	Pst5	
QKR6x 120ZN	Screw- Schraube- Vis- Vite- Tornillo- 6x120mm	30	Pstx	
QKR6x 150ZN	Screw- Schraube- Vis- Vite- Tornillo- 6x150mm	60	037,055,063	
QKR6x 180ZN	Screw- Schraube- Vis- Vite- Tornillo- 6x180mm	33	ARx	
QSE1 0x30	Washer- Dichtscheibe- Joint- Rondella- Arandela- 10x30mm	4		
QSE12	Washer- Dichtscheibe- Joint- Rondella- Arandela- 12x37mm	100		
QSE5 0x50	Washer- Dichtscheibe- Joint- Rondella- Arandela- 50x50x4mm EM NKS40504	4	002,020,039,058	
QSE8x15	Washer- Dichtscheibe- Joint- Rondella- Arandela- Vedroseib8x15mm	40		
KL1	Threaded rod- Gewindestangen- Barre fileté- Asta filettata- Varilla roscada M10	8		2000
KL2	Threaded rod- Gewindestangen- Barre fileté- Asta filettata- Varilla roscada M10	2		1350
KL3	Threaded rod- Gewindestangen- Barre fileté- Asta filettata- Varilla roscada M10	1		1290
KL4	Threaded rod- Gewindestangen- Barre fileté- Asta filettata- Varilla roscada M10	1		1140
KL5	Threaded rod- Gewindestangen- Barre fileté- Asta filettata- Varilla roscada M10	2		690
KL6	Threaded rod- Gewindestangen- Barre fileté- Asta filettata- Varilla roscada M10	1		550
KL7	Threaded rod- Gewindestangen- Barre fileté- Asta filettata- Varilla roscada M10	1		380
KL8	Threaded rod- Gewindestangen- Barre fileté- Asta filettata- Varilla roscada M10	4		330
	Nut- Schraubenmutter- Écrou- Dado- Tuerca- M10mm	12		
	Object name PM70-358		Page 6/7	

Pos	SPECIFICATION-STÜCKLISTE-NOMENCLATURE-ELEMENTI-ESPECIFICACIÓN PM70-358	Pcs	Profile (mm)	Length (mm)						
	Washer - Dichtscheibe - Joint - Rondella - Arandela- 10x30mm	12								
	Extension nut - Verlängerungsmutter - Écrou rallonge - Dado di prolunga - Tuerca de extensión - JM10	8								
	Top nut - Schweissmutter mit Flansch - Ecrou a souder - Dado a saldare - Tuerca soldable - M10	12								
TA70-62R	<p style="text-align: center;">Window - Fenster - Fenetre - Finestra - Ventana 1800x1710</p>  <p style="text-align: center;">TA70-62R Window 1800x1710x70 mm</p> <p>Side slat - Randleiste Baguette en bordure - Listello bordo</p> <table data-bbox="710 667 1109 806"> <tr> <td>1. 19x95x2000* mm</td> <td>2 pcs</td> </tr> <tr> <td>2. 19x70x2000* mm</td> <td>4 pcs</td> </tr> <tr> <td>3. 19x70x2000* mm</td> <td>2 pcs</td> </tr> </table> <p style="text-align: center;">* - extra length</p>	1. 19x95x2000* mm	2 pcs	2. 19x70x2000* mm	4 pcs	3. 19x70x2000* mm	2 pcs	2		
1. 19x95x2000* mm	2 pcs									
2. 19x70x2000* mm	4 pcs									
3. 19x70x2000* mm	2 pcs									
TU70-65R	<p style="text-align: center;">Door - Tür - Porte - Porta - Puerta 1650x2100</p>  <p style="text-align: center;">TU70-65R Door 1650x2100x70 mm</p> <p>Side slat - Randleiste Baguette en bordure - Listello bordo</p> <table data-bbox="694 1227 1093 1321"> <tr> <td>1. 19x95x2000* mm</td> <td>2 pcs</td> </tr> <tr> <td>2. 19x70x2100* mm</td> <td>4 pcs</td> </tr> </table> <p style="text-align: center;">* - extra length</p>	1. 19x95x2000* mm	2 pcs	2. 19x70x2100* mm	4 pcs	1				
1. 19x95x2000* mm	2 pcs									
2. 19x70x2100* mm	4 pcs									
	Object name PM70-358	Page 7/7								



Object name <b>PM70-358</b>		Drawing		Scale <b>1:50</b>
 <b>Palmako</b> <small>AS Palmako Näituse 25, Tartu 50409, Estonia tel. +372 73 55 530 fax. +372 73 55 544 www.palmako.com</small>		Customer	Log	Paper <b>A3</b>
		Drawn by 862	70	
Date	19.12.2016	File	Aqnefa 18,8+28,8 m2.dwg	Page <b>1</b>



Object name  
PM70-358

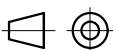
Drawing  
Plan

Scale 1:50  
Paper A4

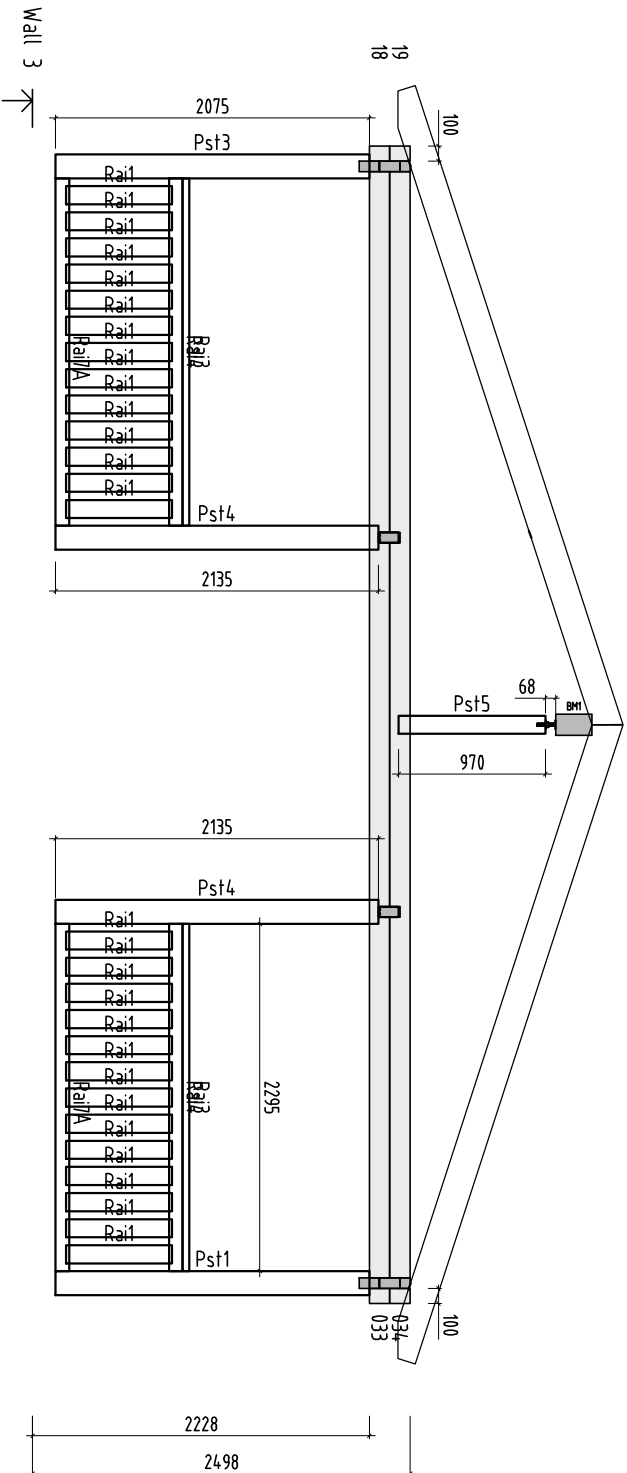
**Palmako**  
LEMEKS GROUP

AS Palmako  
Näituse 25, Tartu 50409, Estonia  
tel. +372 73 55 530  
fax. +372 73 55 544  
www.palmako.com

Customer		Log	70
Drawn by	862		
Date	17.02.2017	File	Agneta 18,8+28,8 m2.dwg



Page 1



Object name  
PM70-358

Drawing  
WALL 3

Scale  
1:50

**Palmako**  
LEMENS GROUP

AS Palmako  
Mäkituse 25, Tartu 50409, Estonia  
tel. +372 73 55 530  
fax. +372 73 55 544  
www.palmako.com

Customer

Drawn by  
862

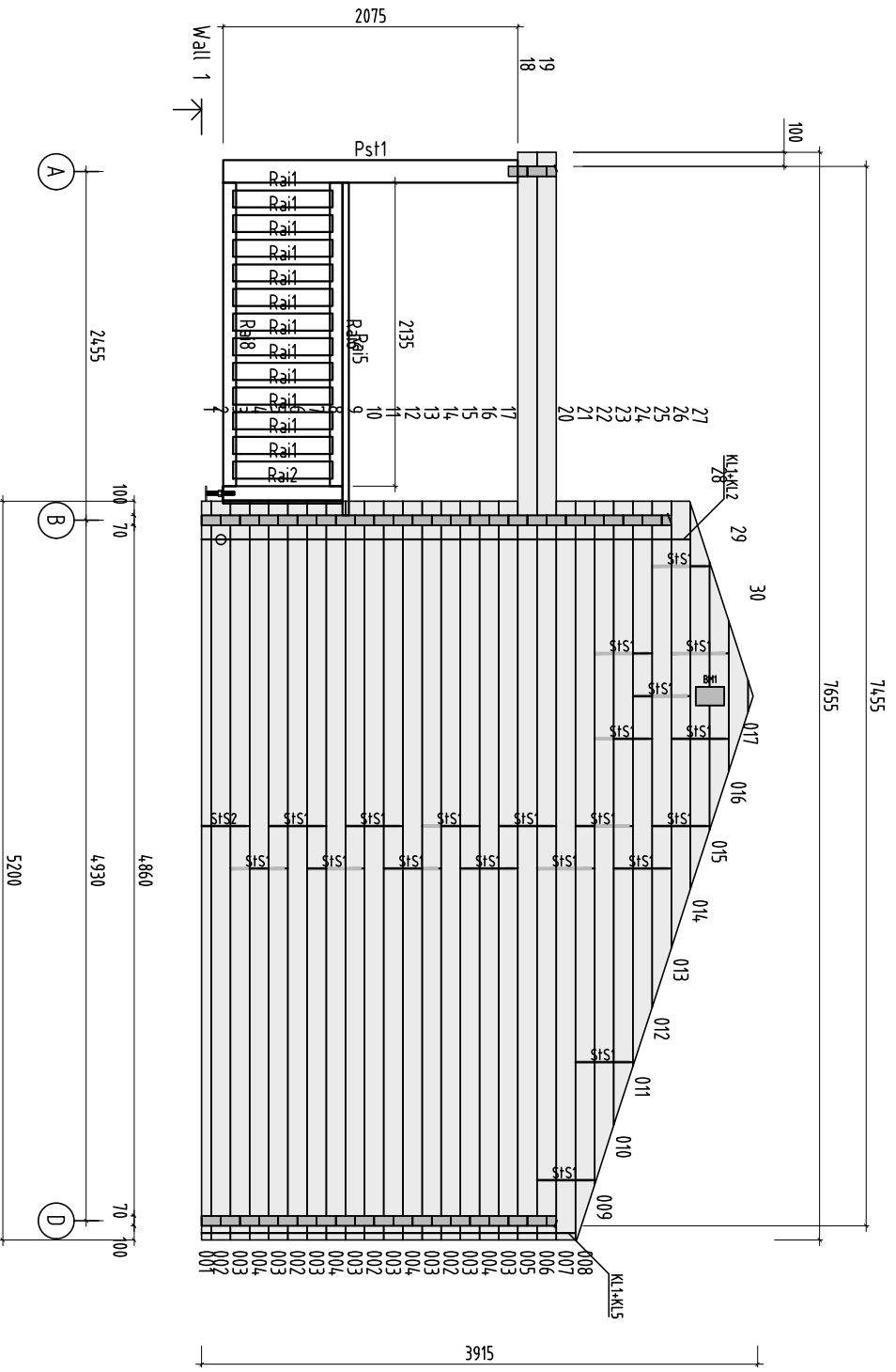
Date  
09.01.2017

Log  
70

File  
Agneta 18,8+28,8 m2.dwg

Paper  
A4

Page  
8



Object name  
PM70-358

Drawing  
WALL 1

Scale  
1:50

AS Palmako  
Mäkituse 25, Tartu 50409, Estonia  
tel. +372 73 55 530  
fax. +372 73 55 544  
www.palmako.com

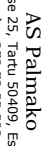
Customer  
Drawn by  
Date

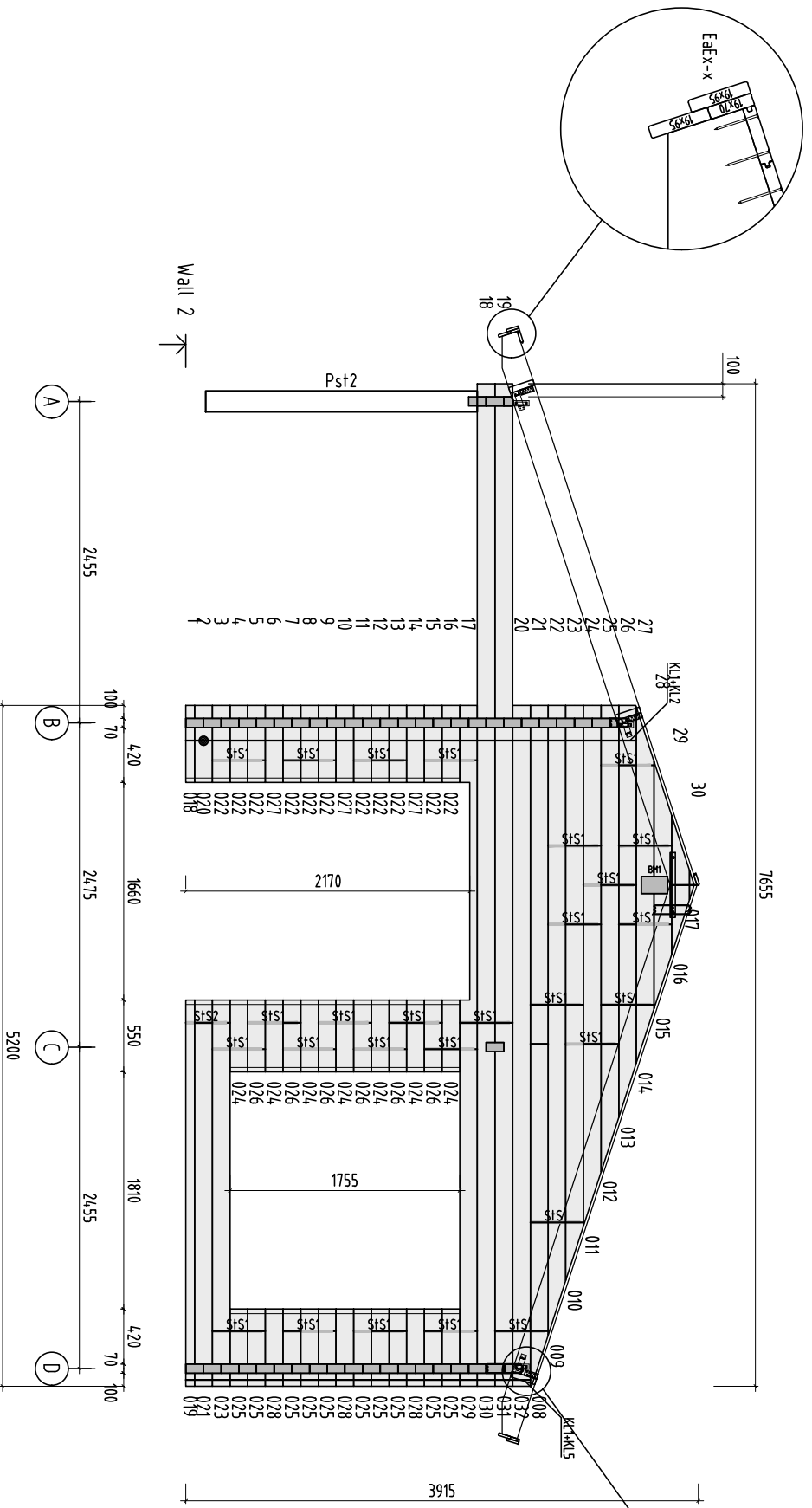
Log  
70

File  
Agneta 18,8+28,8 m2.dwg

Paper  
A4

Page  
6





Object name  
PM70-358

Drawing  
WALL 2

Scale  
1:50

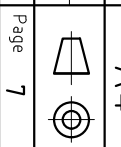

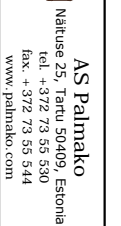
AS Palmako  
Mäituse 25, Tartu 50409, Estonia  
tel. +372 73 55 530  
fax. +372 73 55 544  
www.palmako.com

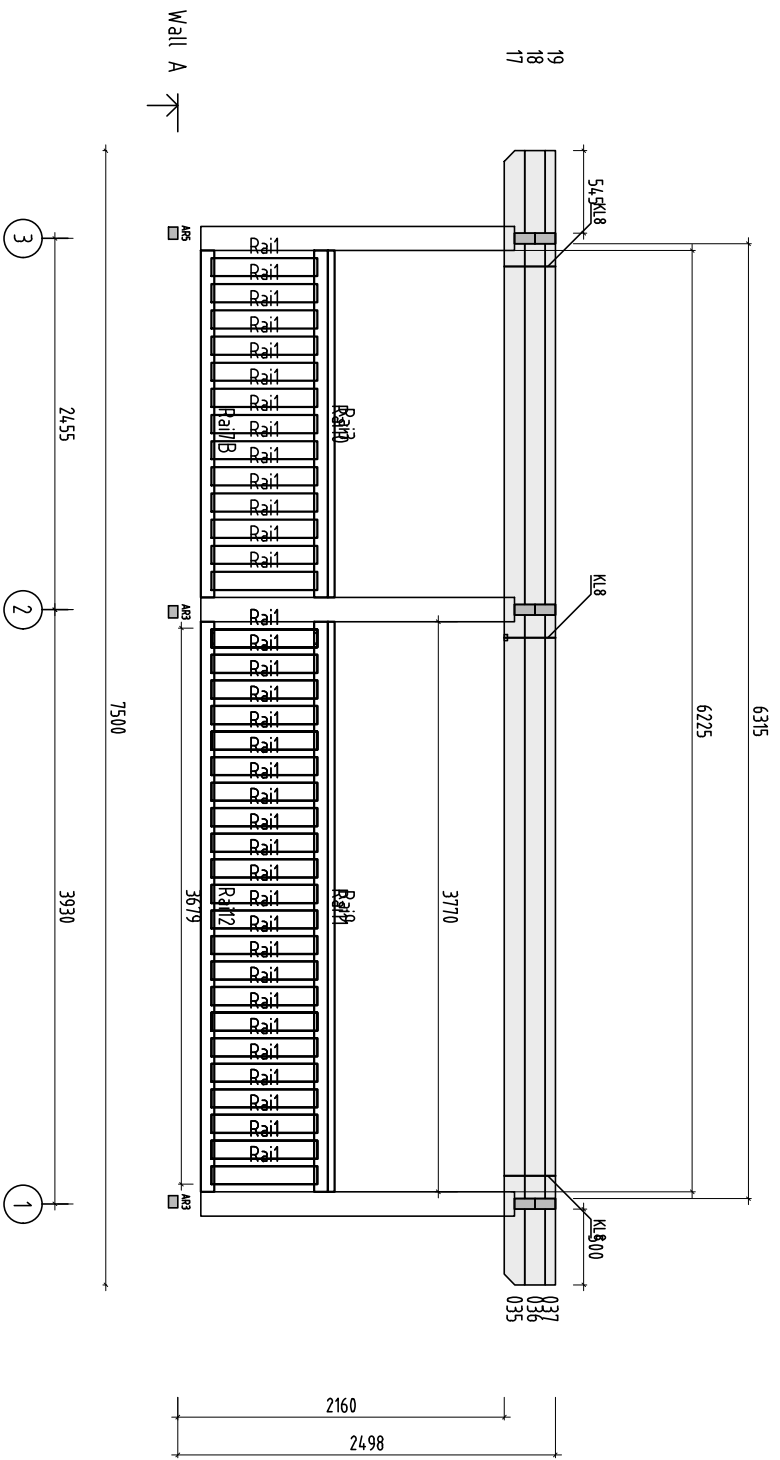
Customer  
Drawn by  
Date

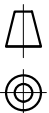
862  
09.01.2017

Log  
70  
File Agneta 18,8+28,8 m2.dwg

Paper  
A4  
Page  
7

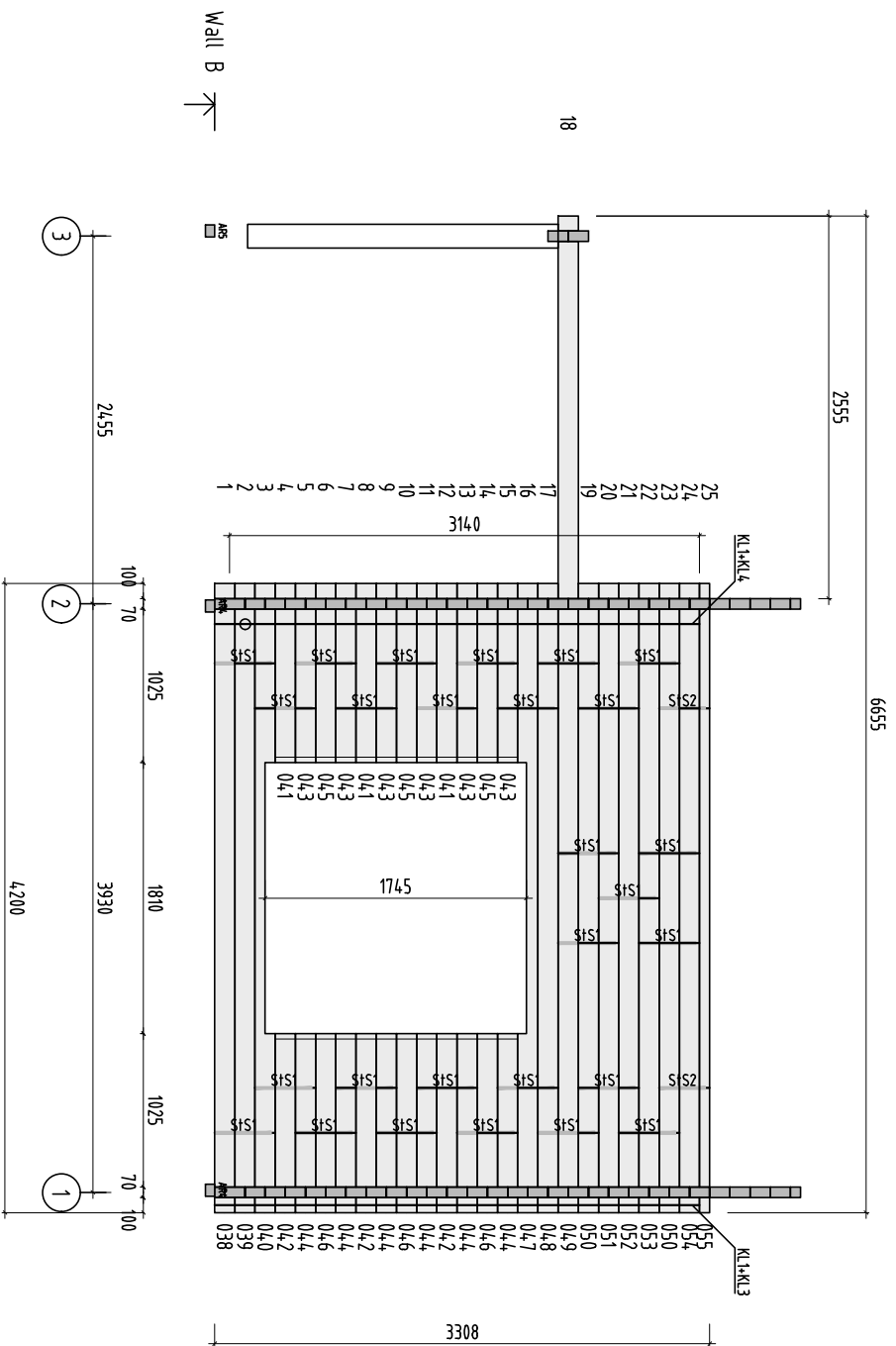




Object name <b>PM70-358</b>		Drawing <b>WALL A</b>		Scale <b>1:50</b>
AS Palmako Mäkitse 25, Tartu 50409, Estonia tel. +372 73 55 530 fax. +372 73 55 544 www.palmako.com		Customer	Log	Paper <b>A4</b>
AS Palmako		Drawn by 862	70	
Date 09.01.2017		Date	File Agneta 18,8+28,8 m2.dwg	
				Page <b>2</b>

**Palmako**  
LEMENS GROUP

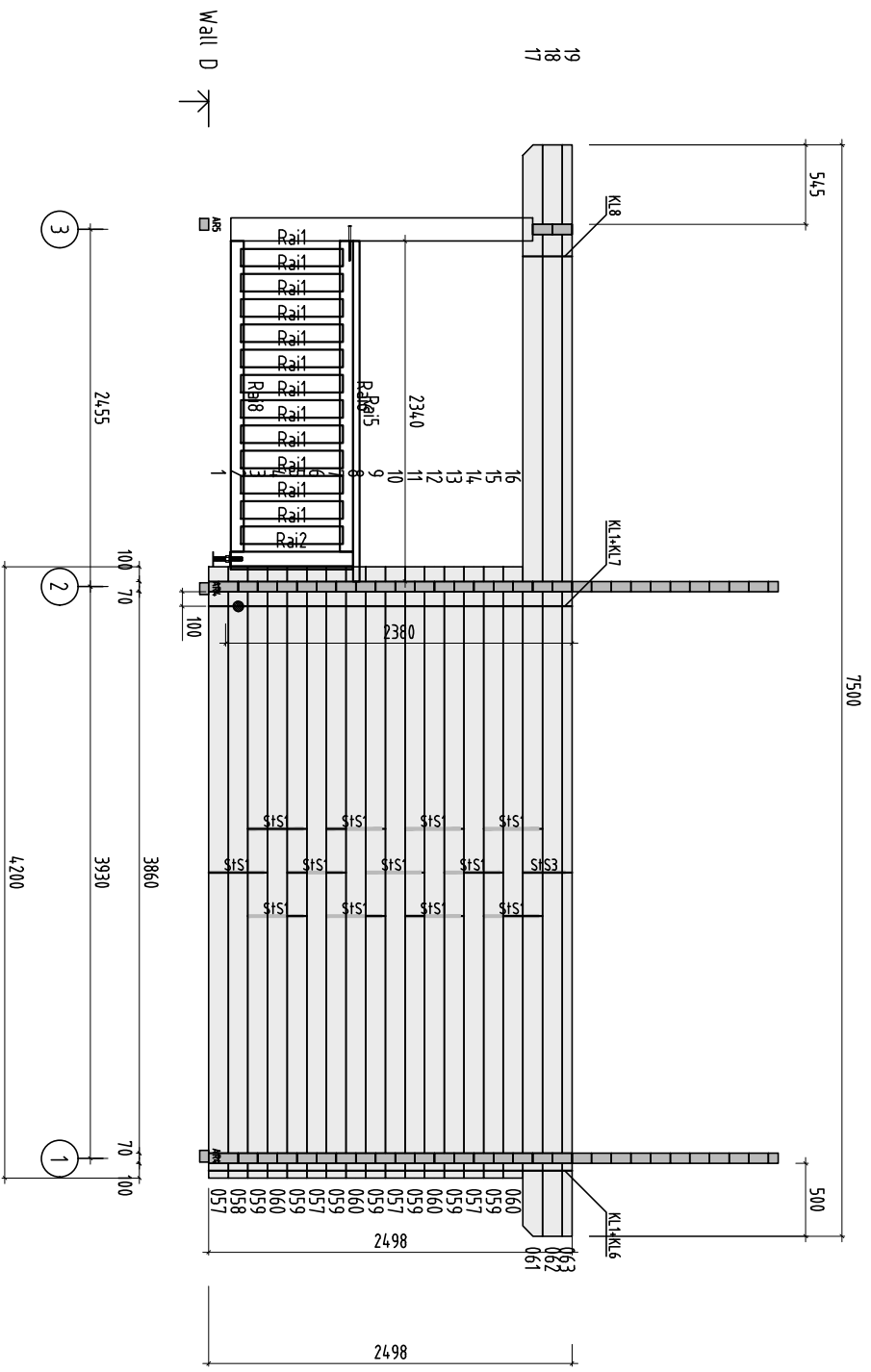




Object name <b>PM70-358</b>		Drawing <b>WALL B</b>		Scale <b>1:50</b>
AS Palmako Mäkituse 25, Tartu 50409, Estonia tel. +372 73 55 530 fax. +372 73 55 544 www.palmako.com		Customer Drawn by <b>862</b>	Log <b>70</b>	Paper <b>A4</b>
		Date <b>09.01.2017</b>	File <b>Agneta 18,8+28,8 m2.dwg</b>	Page <b>3</b>

**Palmako**  
LEMENS GROUP





Object name <b>PM70-358</b>		Drawing <b>WALL D</b>		Scale <b>1:50</b>
AS Palmako Mäntuse 25, Tartu 50409, Estonia tel. +372 73 55 530 fax. +372 73 55 544 www.palmako.com		Customer Drawn by Date	Log 70	Paper <b>A4</b>
		09.01.2017	File Agneta 18,8+28,8 m2.dwg	Page <b>5</b>